


Company name _____

Contact person _____

Tel: _____

Fax: _____

This is page _____ of _____



DIESELKeeper

Tel:

678-417-5900

Fax:

678-840-7853

No.	Your reference number for truck or machine	Make	Model	Year	No of Tanks / truck or machine	Truck has a Long Range Tank? Y / N	Fuel cap is a 2-pin / 3-Pin / Screw in / Other	Filler Neck Measurements (Refer Diagram) for 2-pin or 3-pin.				Note Ref.
								A	B	C	D	
1												
2												
3												
4												
5												
6												
7												
8												
9												
10												

Your notes


a

b

c

d

e



DIESELKEEPER™

Filler Neck Diagram: Two Pin

Two Pin Fuel Inlet (non-threaded)

Kindly refer to diagram on the left and complete for the fuel inlet:
(Measurements should go from shortest to longest)

A _____ inches

B _____ inches

C _____ inches

D _____ inches

Make _____

Model / Year _____ / _____

Other notes _____

Name _____

Company _____

Tel: work (_____) _____

Tel: mobile (_____) _____

Fax completed form to: 678-840-7853

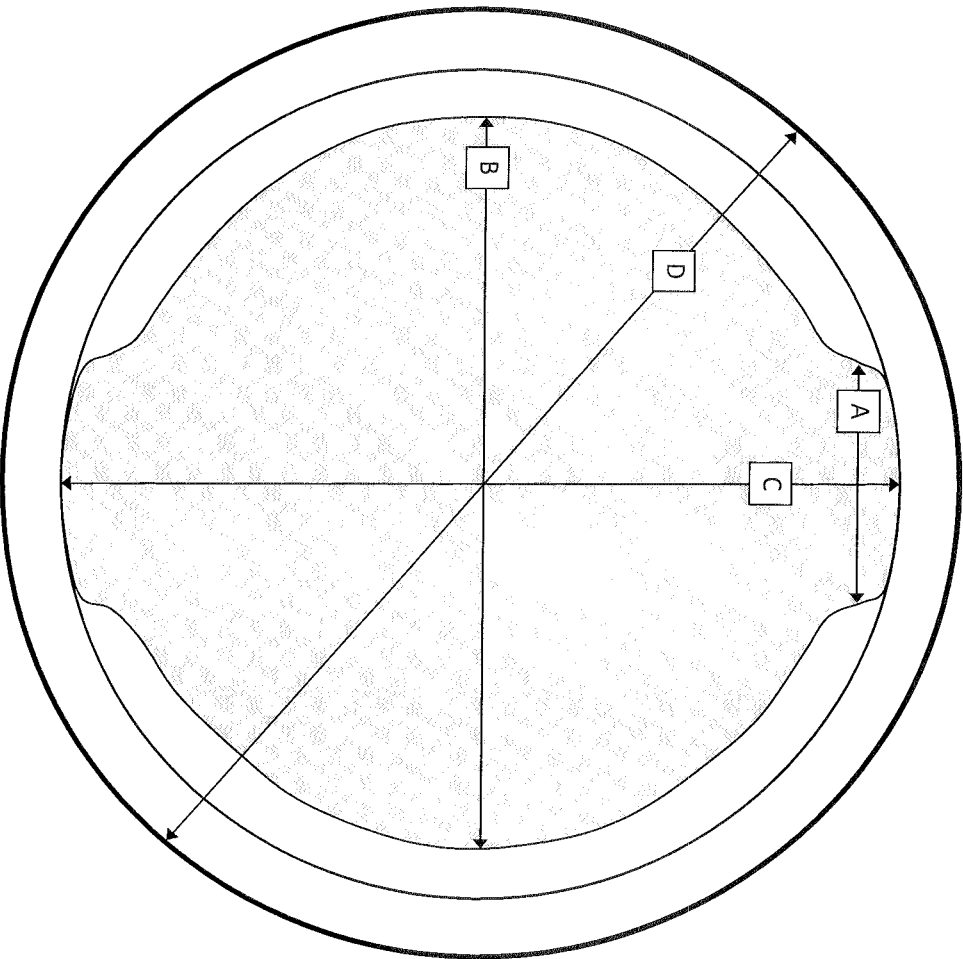
DIESELKEEPER™ info@dieselkeeper.com




Tel: 678-417-5900

Fax: 678-840-7853

info@dieselkeeper.com





DIESELKEEPER™

Filler Neck Diagram: Three Pin

Three Pin Fuel Inlet (non-threaded)

Kindly refer to diagram on the left and complete for the fuel inlet:
(Measurements should go from shortest to longest)

A _____ inches

B _____ inches

C _____ inches

D _____ inches

Make _____

Model / Year _____ / _____

Other notes _____

Name _____

Company _____

Tel: work (____) _____

Tel: mobile (____) _____

Fax completed form to: 678-840-7853



Tel: 678-417-5900

Fax: 678-840-7853

DIESELKEEPER™

info@dieselkeeper.com

